



Barcode will be eliminated when cutting out.



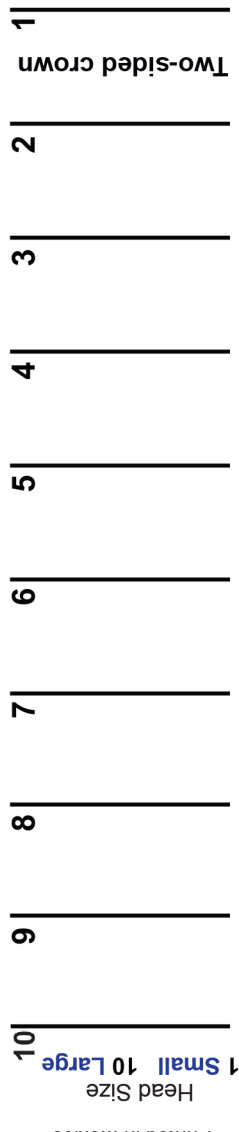
See Reverse for Instructions

© Copyright 2017 SSC

Cut-out, fold along the front and back sides of each tooth.


With the help of your parents/grandparents or teachers, cut along the dotted lines. Thereafter cut-out, fold (glue the front and back sides of the 6's crowns).

BEFORE cutting, please read the instructions on the REVERSE of this crown. Also available on our web-site. Printed in Mexico



Corona también disponible en Español, German and French. Ir a sitios web.

Select a slot. With both hands, using the index and thumb fingers, open the slot with gentle movements. The 'anchoring' 6 will now be able to fasten the crown by entering/exiting laterally, without being forced.



El Hada de los Dientes
Tooth Fairy

The 6es are difficult to see, especially the upper ones. We introduce the Fair Spoon, the first unbreakable dental mirror for family use. It allows parents and grandparents to monitor their children's teeth. It is a great motivator of dental hygiene for the whole family!

Access the PDF at www.fairyandmouse.com -only available in Mexico-

Book in English / Libro en Español
Amazon.com Additional info:
www.fairyandmouse.com
www.hadayraton.com

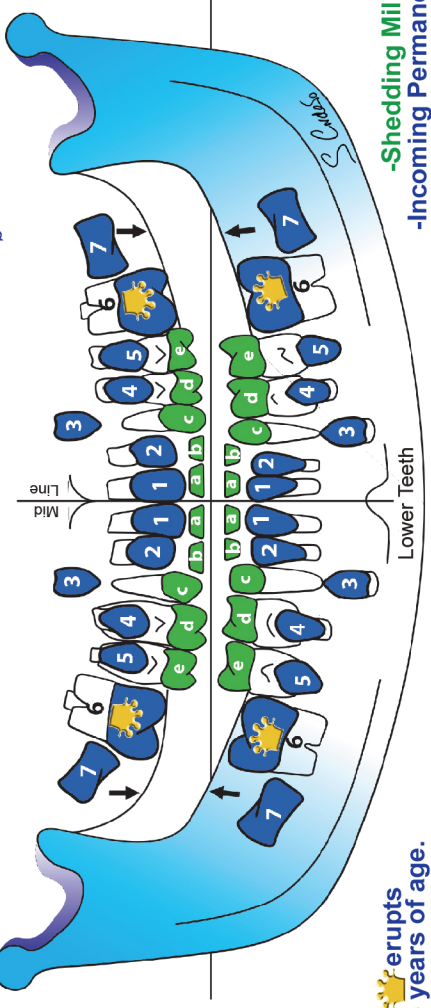
OK
Preschool and Lower school 1st Graders
OK
2nd Graders
OK
3rd Graders
OK
Middle school. Well done!

6 stands as the universal symbol of the First Permanent Back Tooth (molar). It is valid in every language and allows families and children from all over the world, to share a culture of prevention.

The 6 erupts around 6 years of age.



Panoramic Dental Layout around 5-6 years of age.
The Children's Crowns Parade, is coming!



-Shedding Milk Teeth
-Incoming Permanent Crowns
that must last for the next 75 years!

Copyright 2012, 2014, 2019
Dr. Sergio Sánchez Cordero

-Available Stage Play Scripts: Classroom and Professional, -Music and Songs (English/Spanish)
-Explanation of the Panoramic Dental Layout
-Book summary
-Images: Illustrations, PDFs, stickers and more.
All of the above in...
www.fairyandmouse.com
www.hadayraton.com


'In the New Tooth Fairy Tradition rewarding the 6es means Prevention!'

OK
4th Graders
OK
5th Graders
OK
Middle school. Well done!


'Brush everyday...and keep sugars at bay!'



El Ratón de los Dientes
Teethy Mouse



Sticker in web site



White spaces for you to draw.


Please, read OUT LOUD before signing...
Your Parents, Grandparents, Teachers and all of the people that live around you, make a firm commitment of helping you achieve a healthy dentition, with special emphasis on assisted brushing of your 6es. However it will be YOU, that will make a difference. So 'Brush every day...and keep sugars at bay!'

SIGNATURES:


My SCHOOL _____

Write your FIRST NAME with CAPITAL LETTERS.

This is a two-sided crown. You can change sides and use it as you prefer.
Copyright INDAUTORMex 2012, 2014, 2019. Dr. Sergio Sánchez Cordero
Intellectual protection in other countries through international treaties.



6 is a magic number in childhood! ...learn why in our website.



Color all of the 6es and crowns.

THE NEW TOOTH FAIRY TRADITION
The functioning of the 6es-coins.

-To be READ OUT LOUD to family members at home, and/or to classmates and teachers at school.

1. If you are 5-6 years of age, your 6es will be in the process of erupting. As the Panoramic Dental Layout illustration shows, no milk tooth will be shed to announce their arrival. This is the reason why the Tooth Fairy never rewarded them! But in the New Tradition they are centerpiece due to their importance. They have to remain healthy for the next 75 years! For every 6 that shows up, place a coin under your pillow. During the night, while you sleep, the Tooth Fairy and Teethy Mouse, will leave you a nice toothbrush, some money or a Surprise Gift.
2. If you are 7 years or older, probably your four 6es have already erupted. In this case put the 4 coins under your pillow. You will get a nice toothbrush, some money or a Nice Surprise Gift that equals 4 Regular Ones.
3. 'Brush every day...and keep sugars at bay!', will help you keep your teeth beautiful and sound. This is already... 'the biggest gift of them all'. When the Tooth Fairy and Teethy Mouse go and visit you during the night, be sure to leave your crown in a visible place in your room. It is telling them that you do listen to your parents advice.

NOTE: As you CUT your coins out from the other side of the crown, this text will be destroyed (find it in www.fairyandmouse.com)

6 is the universal symbol of the FIRST PERMANENT BACK TOOTH (molar).
It is valid in every language and allows children and families from all over the world to share a culture of prevention.